

JADE 300


AUTOMATIC SINGLE-SIDED
EDGEBANDING MACHINES



 **BIESSE**

 YEARS
 BIESSEGROUP

EXCELLENT PERFORMANCE AND MAXIMUM PRECISION



THE MARKET DEMANDS

a change in manufacturing processes that enables companies **to accept the largest possible number of orders**. This is coupled with the need to maintain high quality standards and customisation of products with quick and defined delivery times, as well as responding to the needs of highly creative designers.

BIESSE RESPONDS

with **technological solutions** that enhance and support technical expertise as well as process and material knowledge. **Jade 300** is the range of automatic single-sided edgebanding machines designed for artisan craftsmen who want to improve and automate production, or for industry sectors manufacturing made-to-measure products.



JADE 300

- ✔ BUILT ACCORDING TO THE SPECIFIC PRODUCTION REQUIREMENTS
- ✔ SOLID, STURDY CONSTRUCTION FOR MAXIMUM PRECISION
- ✔ EXCELLENT PERFORMANCE
- ✔ CARE AND ATTENTION TO DETAIL.

BUILT ACCORDING TO THE SPECIFIC MACHINING NEEDS

Biesse's Jade edgebanders are compact, robust machines built according to specific machining requirements. This makes it an ideal solution for small and medium sized companies.

JADE 340 Available configuration



Pre-milling Unit



Gluing Unit



End Trimming Unit



Fine Trimming Unit



Corner Rounding Unit



Edge Scraper Unit



Glue Scraper



Buffing Unit



Hot air blower



The new cabin design makes the machine perfectly ergonomic, for increased ease and comfort for the operator both during machining and maintenance operations, with ample room to manoeuvre.

JADE 325 Available configuration



Gluing Unit



End Trimming Unit



Fine Trimming Unit



Edge Scraper Unit



Glue Scraper




Buffing Unit




MAXIMUM PRECISION

The Jade 300 is distinguished by its solid, robust build, for accurate and reliable machining even at high speeds of up to 18 m/min.



The Pre-milling Unit is equipped with two automatic-intervention motors, to ensure a perfect finish.

The Autoset device for the Pre-milling unit ensures the automatic centering of the tool in relation to the panel, thereby improving quality whilst reducing set-up times.



The Gluing Unit, with automatic application of edging in rolls from 0,4 to 3 mm, and strips up to 12 mm, also features automatic strip feeding.

Operators can control the temperature differential between the glue pot and glue application roller, so optimum gluing results can be achieved easily. An automatic device prevents the glue from overheating when the machine is not in use. Maintenance is quick and easy thanks to an internal Teflon layer.

The working units are fixed onto the base and provide greater stability and solidity while machining, and vibrations are discharged into the ground, thus avoiding any imperfections in the finished panel.



The Fine trimming unit trims the top and bottom of the edges with 2 high-frequency motors and vertical / horizontal rotating disc copiers.

Reliability and cutting precision thanks to the Edge-Trimming Unit, eliminating excess at each end of the panel. The automatic blade tilt system (as standard) allows operators to manage and control the entire unit.



ROTAX ELECTRO SPIND LES

EXCLUSIVE TECHNOLOGY

Biesse directly designs and manufactures all high-tech components for its machinery.

Standard and exclusive on all Biesse edgebanding machines is the Rotax range of electrospindles, which is the same technology used on top range edgebanders and CNC machining centres, guaranteeing optimum power, compact size as well as extremely high quality finishing standards. Designed and manufactured by HSD the world leader in this technology, Rotax electrospindles represent the ultimate in engineering excellence.

 BIESSE


FM28100120

HDPE



EXCELLENT PERFORMANCE

Superb product quality and reduced machining times, thanks to technological solutions created for the specific day-to-day work.




The multifunctional Corner rounding unit with two motors applies the radius not only on the front and rear edges but also on the upper and lower parts of the panel.



The Edge Scraper eliminates the chatter marks and provides the perfect finish on the top and bottom of the edges.

PERFECT FINISHING



Technological solutions designed for a perfect finish, for all machining operations.



The Glue Scraper removes excess glue from the top and bottom of the panel, and is the only model on the market fitted with 4 pneumatic cylinders for a top quality finish.



Buffing Unit for cleaning and polishing the edge and panel.



Hot air blower for reactivating the colour of the edges.

EASY-TO-USE TECHNOLOGY

Instant, easy programming for all users, thanks to the intuitive control panel.



View and manage glue temperatures on the roll and in the glue pot.

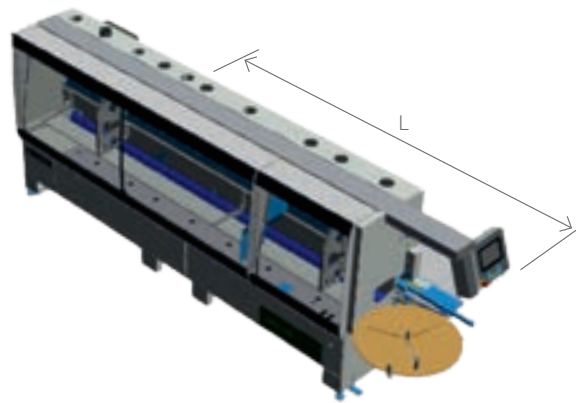


Care and attention to detail

The dedicated suction system on each working unit ensures optimum cleaning during machining operations, and reduces the need for additional maintenance.

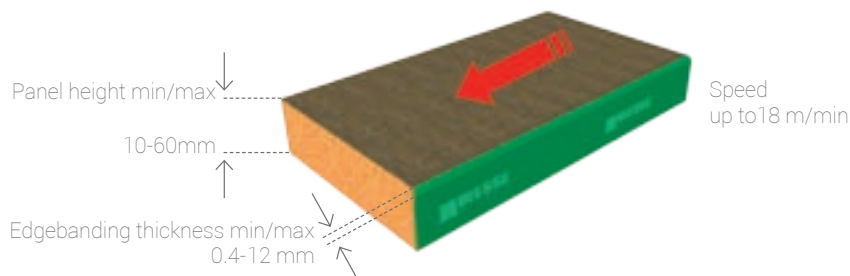


TECHNICAL SPECIFICATIONS



L

Jade 325	3680 mm - 144.88 inch	
Jade 340	5160 mm- 203.14 inch	
Panel height	10-60 mm	0.39-2.36 inch
Height of material to be edgebanded	14-64 mm	0.55-2.51 inch
Thickness of material to edgebanded in rolls/strips	0.4-12 mm	0.01-0.47 inch
Panel Overhang	25 mm	0.98 inch
Minimum panel length	140 mm	5.51 inch
Minimum panel width (with 140 mm length)	85 mm	3.34 inch
Minimum panel width (with 250 mm length)	50 mm	1.96 inch
Advance speed	up to 18 m/min	up to 59 ft/min
Dust extraction system for each working unit 1 nozzle dia.	100 mm	3.93 inch
Pneumatic connection	7 Bar	
Glue pot capacity (approximate)	2 kg	
Glue pot warm-up time at half load (approximate)	10 minutes	



The technical specifications and drawings are non-binding. Some photos may show machines equipped with optional features. Biesse Spa reserves the right to carry out modifications without prior notice.

A weighted sound pressure level (LpA) during machining for operator workstation on vane-pump machine Lpa=79dB(A) Lwa=96dB(A) A-weighted sound-pressure level (LpA) for operator workstation and sound power level (LwA) during machining on cam-pump machine Lwa=83dB(A) Lwa=100dB(A) K measurement uncertainty dB(A) 4

The measurement was carried out in compliance with UNI EN 848-3:2007, UNI EN ISO 3746: 2009 (sound power) and UNI EN ISO 11202: 2009 (sound pressure levels at workstation) during panel machining. The noise levels shown are emission levels and do not necessarily correspond to safe operation levels. Despite the fact that there is a relationship between emission and exposure levels, this may not be used in a reliable manner to establish whether further measures need to be taken. The factors determining the exposure level for the workforce include length of exposure, work environment characteristics, other sources of dust and noise, etc. i.e. the number of other adjoining machines and processes. At any rate, the above information will enable the operator to better evaluate dangers and risks.

SERV ICE & PARTS

Direct, seamless co-ordination of service requests between Service and Parts. Support for Key Customers by dedicated Biesse personnel, either in-house and/or at the customer's site.

BIESSE SERVICE

- ✔ Machine and system installation and commissioning.
- ✔ Training centre dedicated to Biesse Field engineers, subsidiary and dealer personnel; client training directly at client's site.
- ✔ Overhaul, upgrade, repair and maintenance.
- ✔ Remote troubleshooting and diagnostics.
- ✔ Software upgrade.

500

Biesse Field engineers in Italy and worldwide.

50


Biesse engineers manning a Teleservice Centre.

550

certified Dealer engineers.

120

training courses in a variety of languages every year.

A close-up photograph of several metal drill bits and tool components, arranged in a row. The bits are of different sizes and designs, some with standard double-flute and others with more complex, multi-fluted designs. They are set against a blurred background, highlighting their metallic texture and precision engineering.

The Biesse Group promotes, nurtures and develops close and constructive relationships with customers in order to better understand their needs and improve its products and after-sales service through two dedicated areas: Biesse Service and Biesse Parts. With its global network and highly specialized team, it offers technical service and machine/component spares anywhere in the world on-site and 24/7 on-line.

BIESSE PARTS

- ✔ Original Biesse spares and spare kits customized for different machine models.
- ✔ Spare part identification support.
- ✔ Offices of DHL, UPS and GLS logistics partners located within the Biesse spare part warehouse, with multiple daily pick-ups.
- ✔ Order fulfillment time optimized thanks to a global distribution network with de-localized, automated warehouses.

92%
of downtime machine orders fulfilled within 24 hours.

96%
of orders delivered in full on time.

100
spare part staff in Italy and worldwide.

500
orders processed every day.

MADE WITH BIESSE

BIESSE TECHNOLOGY ACCOMPANIES THE GROWTH OF STECHERT.

"On these chairs sits the world" is the motto of the Stechert Group that can effectively be taken literally. What began 60 years ago as a small manufacturing company for pram mouldings, furniture doors and door locks is today one of the largest international suppliers of contract and office chairs, as well as tubular steel furniture. Moreover, since 2011 the company has a partnership with WRK GmbH, an international specialist in podiums, conference room and grandstand seating, associated with Stechert via the joint commercial company STW. For Stechert management, however, the excellent results obtained are no excuse for resting on their laurels.

On the contrary, the company is investing heavily in the Trautskirchen site to make its production even more efficient and profitable. In the search for a new machinery partner, the company's management chose the Italian manufacturer Biesse. "For the project we chose machines that already had certain options and were predisposed for automation", said Roland Palm, Biesse Area Manager. An efficient production cycle was created in which workers are able to perform

at their best after only a short training period.


At the start of the production line is the panel saw "WNT 710" with one cutting line. "Because", explained skilled cabinet maker Martin Rauscher, "we want to be able to work panels of up to 5.90 metres in order to reduce waste as much as possible." Normal rectangular panels for tables or wall panels are taken directly to the "Stream" edgebander with "Air-ForceSystem" technology. The Biesse edgebander has a group that activates the laminated edging material no longer via a laser beam but using hot air to obtain the so-called "zero gap".

"The quality is just as good as the laser system, if not even better: with a connection power of 7.5 kW, the cost per square metre is much lower", underlined the Biesse Area Manager.

"We want to be ready for when we mould the frame ourselves and we must therefore calibrate the panels" said Martin Rauscher, "The same is true of course for solid wood and multiplex panels, which require grinding before being painted in an external company. For both types of work a Biesse "S1" sander

is used. In order to meet the needs of the future, in the Trautskirchen plant there are also two Biesse numerically controlled machining centres: a "Rover C 965 Edge" and a "Rover A 1332 R", which are perfectly complementary. The Stechert Group also intends to strengthen sales of innovative solutions for interior fittings, with complete systems for walls, ceilings, floors and mezzanines. For panel sectioning, the Group has purchased a "Sektor 470". For other geometry, groove and spring machining as well as boring and surface milling, there are two Biesse machining centres, an "Arrow" for nesting applications, a "Rover B 440" and more recently a 5-axis machine, the "Rover C 940 R" machining centre in order to be able to produce, in particular, wall and ceiling panels machined in 3 dimensions.

Source: HK 2/2014




THE BIESSE RANGE FOR LINEAR EDGE BANDING


EDGE BANDING




EDGE BANDING



SQUARING-EDGE BANDING



LIVE THE EXPERIENC



BIESSEGROUP.COM

E



Interconnected technologies and advanced services that maximise efficiency and productivity, generating new skills to serve better our customer.

LIVE THE BIESSE GROUP EXPERIENCE AT OUR CAMPUSES ACROSS THE WORLD.

 **BIESSEGROUP**

